


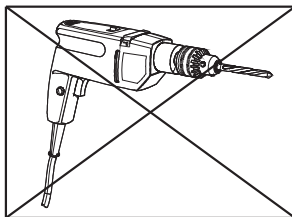


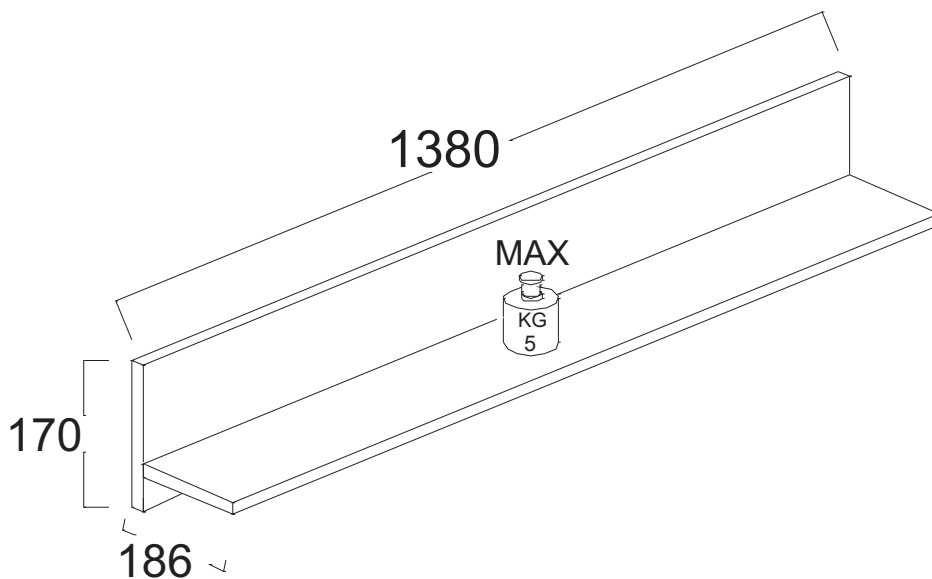
Montageanweisung / Installation instructions / Instruction de montage / Istruzioni di montaggio  
 montagehandleiding / Instrukcja montażu / Montaj talimatlar / Osszeszerelési útmutató / Návod k montáži /  
 Návod na montáž / Instrucțiune de montaj / Инструкция по монтажу / Montaj talimatina

# EASY

## MANGO



Total Kollis 1 Stuecke  
 Total colli 1 pieces  
 Numero total des colis:1  
 Colli totali 1  
 Totaal 1 colli's  
 Razem sztuk 1  
 Toplam parçalar 1  
 Celkem baličky 1  
 Teljes csomag 1  
 Celkom baličky 1  
 количество Всего 1  
 Total colete 1



**D** Bitte lesen Sie diese Montageanleitung gut durch, da wir für Fehler, die durch falsche Montage entstehen, keine Haftung übernehmen!

**GB** Please read these installation instructions through carefully as we cannot accept any liability for faults occurring as a result of incorrect installation!

**CZ** Přečtěte si prosím pozorně tento návod k montáži, aby jste předešli chybám vzniklých špatnou monzáži, za které neručíme!

**F** Veuillez lire attentivement cette notice de montage, car nous déclinons toute responsabilité en cas d'erreurs découlant d'un montage erroné !

**I** Prego leggere attentamente le istruzioni per il montaggio, poiché decliniamo qualsiasi responsabilità per difetti derivanti da un montaggio errato

**NL** Leest u alstublieft deze montagehandleiding goed door, voor fouten door verkeerde montage zijn wij niet verantwoordelijk.

**PL** Proszę uważnie zapoznać się z instrukcją montażu, ponieważ nie ponosimy odpowiedzialności za niewłaściwy montaż.

**HU** Kérjük, olvassa el figyelmesen ezt az összeszerelési útmutatót, mert a helytelen összeszerelésből a dódó hibákért nem vállalunk felelősséget!

**SK** Prosíme, dobre prečítajte si tento návod na montáž, pretože nepreberáme žiadne ručenie za chyby, ktoré vzniknú na základe chybnej montáže!

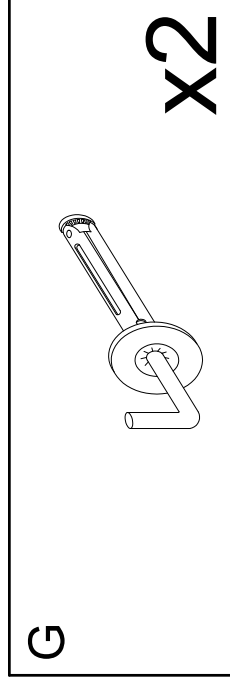
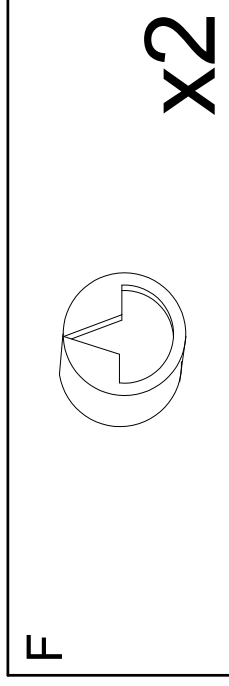
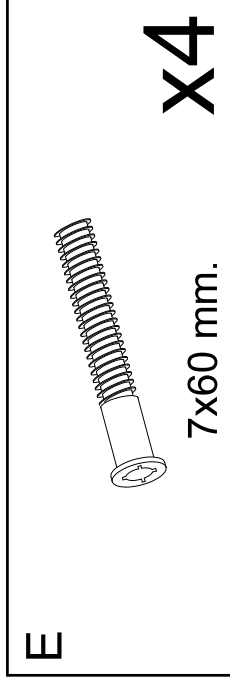
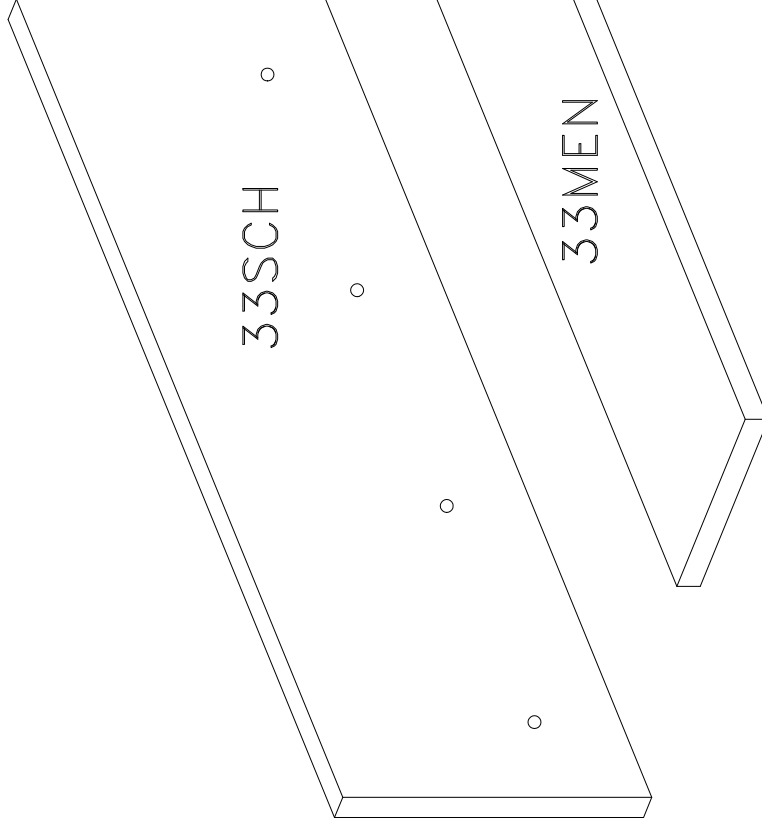
**RO** Vă rugăm să citiți cu atenție aceste instrucțiuni de montaj deoarece nu preluăm garanția pentru defecte ce apar datorită unui montaj incorrect!

**RUS** Пожалуйста, внимательно ознакомьтесь с данной инструкцией по монтажу, поскольку мы не несем ответственности за ошибки, причиной которых является неправильный монтаж.


**TU** İlkonce kullanma klavuzunu iyi okkuyun, yalnız montaj yapasanız bunun sorumlusu biz degiliz.

LC S.p.A  
 Via del Piano s.n  
 61030 Isola del Piano (PU)  
 Italia

2/4



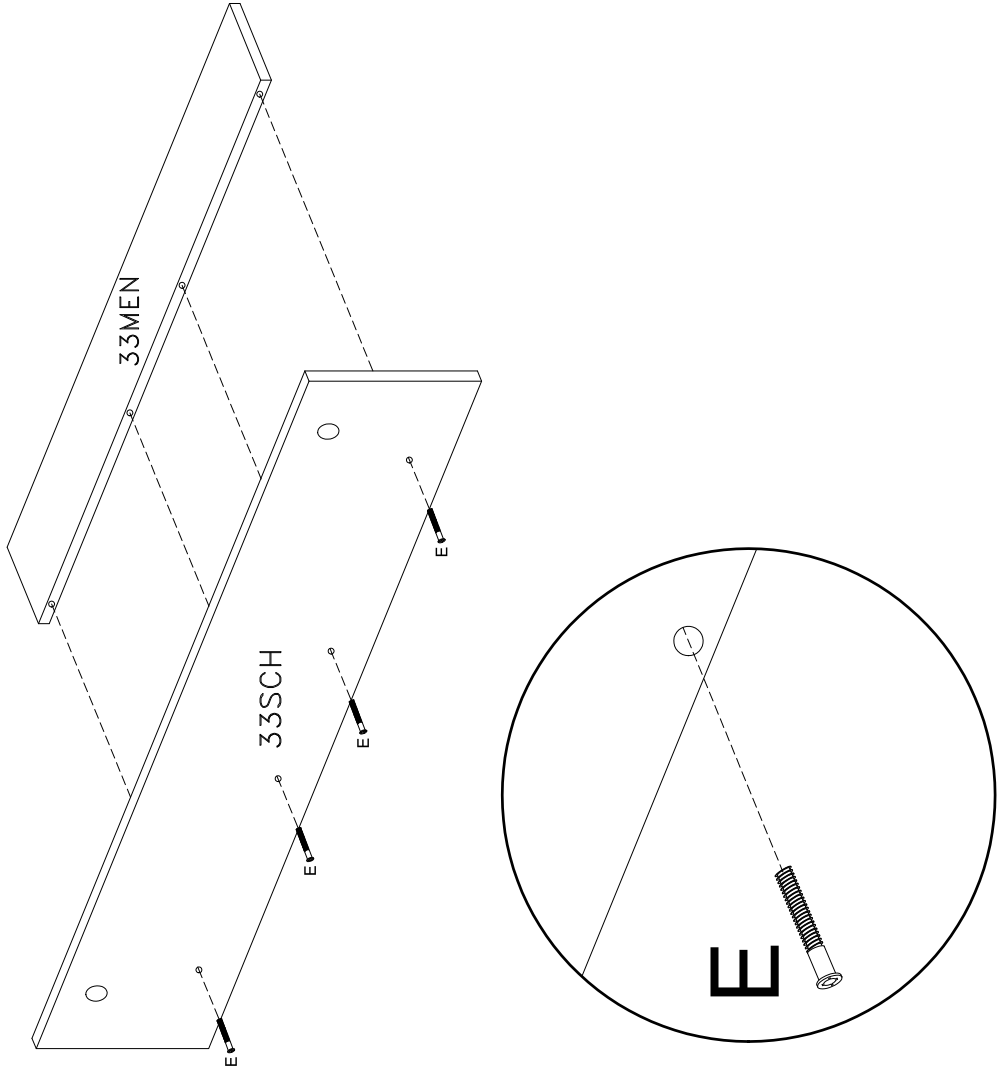
E




7x60 mm.

X4

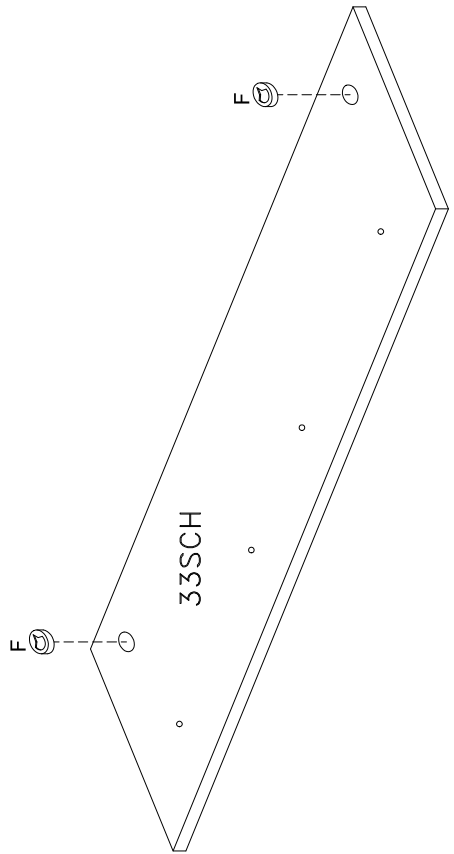
3/4



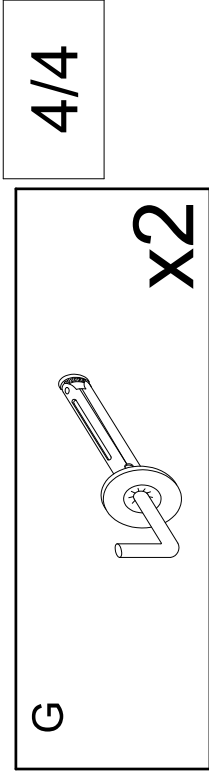
F



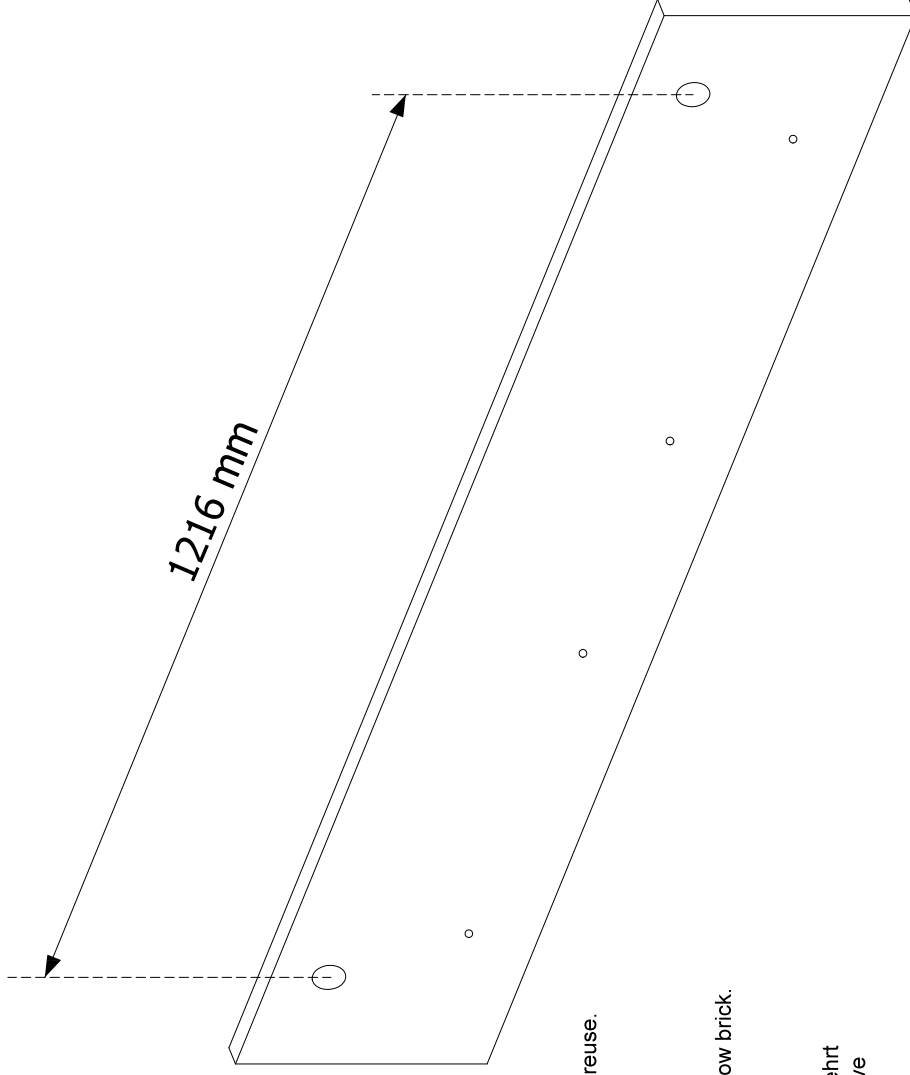
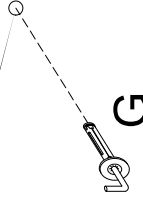
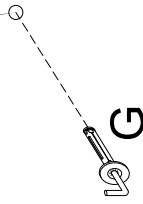
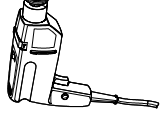
X2



OBEN-UP



Ø8mm



Cher client,  
l'installation des meubles suspendus doit être effectuée par un personnel compétent.  
Les fishers sont inclus dans la quincaillerie et sont apte pour un mur de brique pleine ou creuse.  
S'assurer de l'adéquation du mur pour support sûr du meuble

Dear Customer  
The assembling of the hanging elements must be done by a competent staff.  
The fishers are included in the hardware package and are suitable for a wall of solid or hollow brick.  
Ensure the suitability of the wall for a secure support of the hanging element.

Sehr geehrter Kunde, die Montage der Haengeelemente muss von Fachpersonal ausgeuehrt werden! Die im Beschlagbeutel enthaltenen Fischerd uebel sind ausschliesslich fuer massive Steinwaende geeignet! Bitte pruefen Sie die Beschaffenheit der Wand und verwenden Sie dementsprechende D uebel, um einen sicheren Halt der Elemente zu bekommen.

Gentile Cliente  
Il montaggio dei pensili deve essere effettuato da personale competente.  
I tasselli sono compresi nella ferramenta e sono indicati per una parete di mattoni pieni o forati.  
Assicurarsi l'idoneità della parete per un sostegno sicuro dell'elemento.